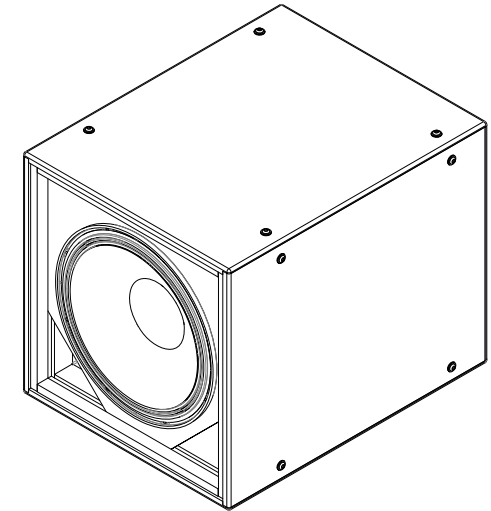
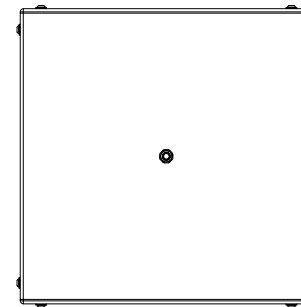
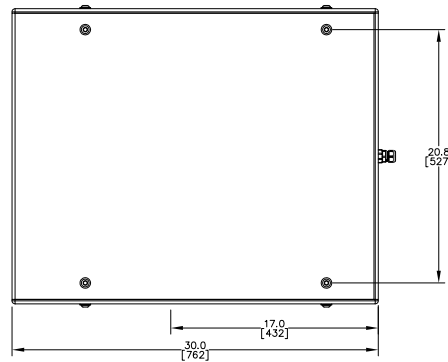
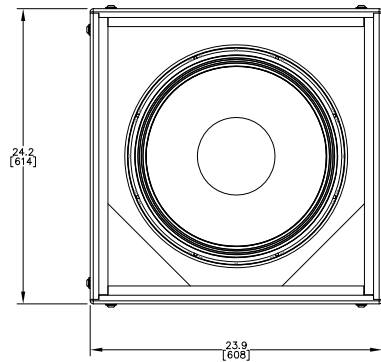
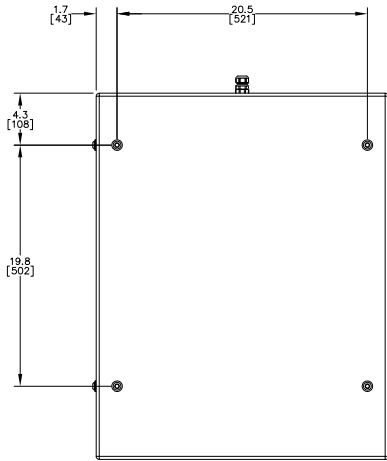


THESE DRAWINGS AND SPECIFICATIONS ARE THE PROPERTY OF JBL INCORPORATED. THEY ARE ISSUED IN STRICT CONFIDENCE AND SHALL NOT BE REPRODUCED OR USED AS THE BASIS FOR MANUFACTURE OR APPARATUS WITHOUT WRITTEN PERMISSION.

ALL MATERIAL SPECIFIED ON THIS DRAWING SHALL CONTINUALLY COMPLY WITH THE EFFECTIVE EU RoHS DIRECTIVE, CURRENTLY 2011/65/EU, INCLUDING ALL AMENDMENTS.

REVISIONS				
LTR	DESCRIPTION	DRFT	DATE	APPR
B	UPDATED RELEASE	MM	5/23/24	SO



1. CABINET MATERIAL: 18 AND 36mm EXTERIOR GRADE BIRCH PLYWOOD.
2. FINISH: 0.060" THICK GRAY COARSE TEXTURE FIBERGLASS (-WRX) OR PROPRIETARY DURABLE TEXTURE (-WRC) FINISH. (NOT REFLECTED IN DIMENSIONS ABOVE).
3. COLOR: STD GRAY; WHITE (-WH) AND BLACK (-BK) AVAILABLE VIA CUSTOM ORDER.
4. INPUT: SEALED GLAND NUT WITH 20' 2-CONDUCTOR CAPTIVE CABLE.
5. GRILLE: 16GA STAINLESS STEEL, WITH STAINLESS STEEL VAPOR BARRIER.
6. COMPONENTS: LF: 1X 2242H 18" TRANSDUCER.
7. WEIGHT: 110 LBS.
8. SUSPENSION: 16 X M10 THREAD: 8 SIDES; 4 TOP AND BOTTOM EACH.

NOTES: (UNLESS OTHERWISE SPECIFIED)

<div>TOLERANCES</div> <div>(UNLESS OTHERWISE SPECIFIED)</div> <div>X.XX ± .063INCH</div> <div>X.X ± .125INCH</div> <div>ANGULAR TOLERANCE OF 0°±30'</div> <div>FRACTIONAL DIMENSIONS ± 1/32</div> <div>* DIMENSIONS ARE INCHES INCHES [MM]</div> <div>* ALL DIMENSIONS ARE FINISHED DIMENSIONS</div> <div>* DO NOT SCALE DRAWING</div>		<div><div>HARMAN</div><div>JBL Professional</div><div>8500 Balboa Blvd</div><div>Northridge, CA 91329</div><div>USA</div></div>	
<div>TITLE</div> <div>CUSTOMER DRAWING: ASB6118-WR</div>			
<div>SIZE</div> <div>A</div>	<div>DRAWING NO.</div> <div>1000333866</div>	<div>REV</div> <div>B</div>	
<div>SCALE</div> <div>NTS</div>		<div>SHEET</div> <div>1</div>	<div>OF</div> <div>1</div>